



Key Stage 1 National Curriculum Assessments

A School Presentation to Parents

Aims

- Assessment in Year 2
- What are the 'expected standards'?
- When will they take place?
- What do the tests look like?
- How can I help my child?

Assessment in Year 2

[Home](#) > [Education, training and skills](#) > [School curriculum](#) > [Primary curriculum, key stage 1](#) > [Tests and assessments \(key stage 1\)](#)
> [Key stage 1 non-statutory teacher assessment guidance](#)



[Standards
& Testing
Agency](#)

Guidance

Key stage 1 non-statutory teacher assessment guidance

Updated 11 October 2023

Assessment in Year 2

Reading

Writing

Maths

- Working on an Individual Target Plan **ITP**
- Working **towards** the expected standard
- Working **at** the expected standard
- Working at **greater depth** within the expected standard

Assessment in Year 2

National curriculum assessments

Key stage 1

Teacher assessment frameworks at the end of key stage 1

For use from the 2018/19
academic year onwards

next page

5

What are the expected standards?

Working at the expected standard

The pupil can, after discussion with the teacher:

- write simple, coherent narratives about personal experiences and those of others (real or fictional)
- write about real events, recording these simply and clearly
- demarcate most sentences in their writing with capital letters and full stops, and use question marks correctly when required
- use present and past tense mostly correctly and consistently
- use co-ordination (e.g. or / and / but) and some subordination (e.g. when / if / that / because) to join clauses
- segment spoken words into phonemes and represent these by graphemes, spelling many of these words correctly and making phonically-plausible attempts at others
- spell many common exception words*
- form capital letters and digits of the correct size, orientation and relationship to one another and to lower-case letters
- use spacing between words that reflects the size of the letters.

Assessment in Year 2

Teacher Assessment judgement

Evidence gathered throughout the year

Range of evidence

Shared with you in your child's annual report

ST LAURENCE CHURCH INFANT SCHOOL



Report for the School Year 2021/22

Child's Name

Class

- | | |
|-------|------------------------------------------------------------------------|
| 1 - P | Pre-Key Stage 1: Working below national curriculum assessment standard |
| 1 - ✓ | Working towards the expected standard |
| 2 - ✓ | Working at the expected standard |
| 3 - ✓ | Working at greater depth within the expected standard |

next page

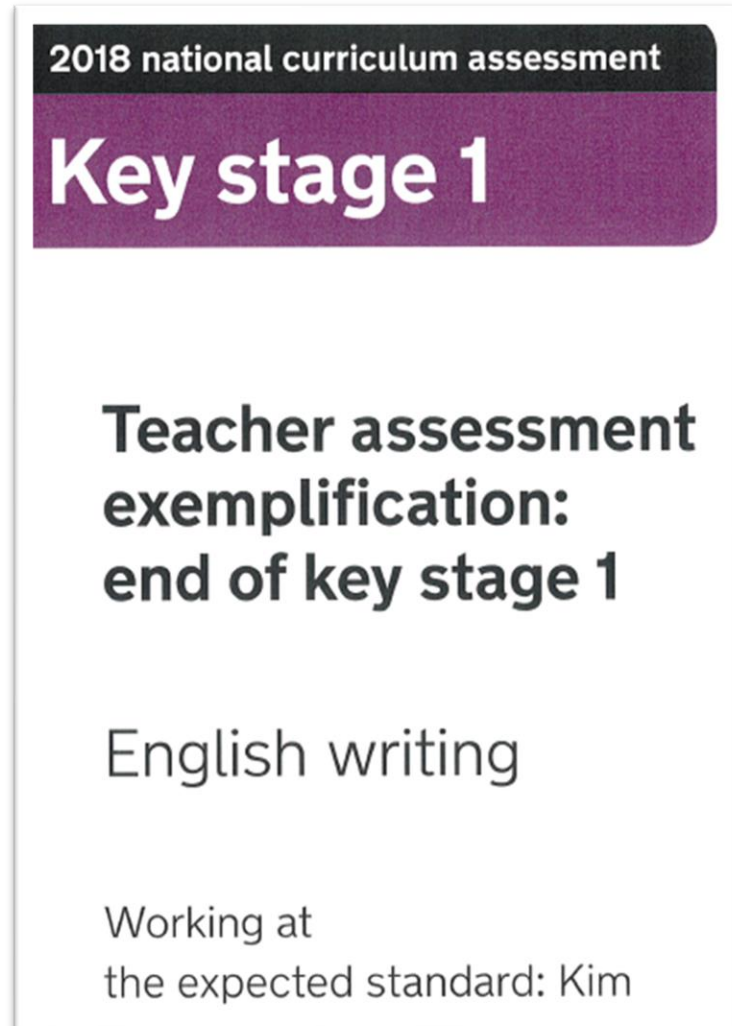
What are the End of Key Stage 1 Tests?

Children will take assessments in:

- **Reading**
- **Maths**

What are the End of Key Stage 1 Tests?

Writing is continually assessed throughout the year



When will they take place?

May 2024

Reading Paper 1

Reading Paper 2

Maths – Arithmetic

Maths – Reasoning

Reading

The Reading Test consists of two separate papers:

- **Paper 1**

- 20 / 30 minutes

- **Paper 2**

- 40 minutes

- The texts will cover a range of poetry, fiction and non-fiction.
- Scribe

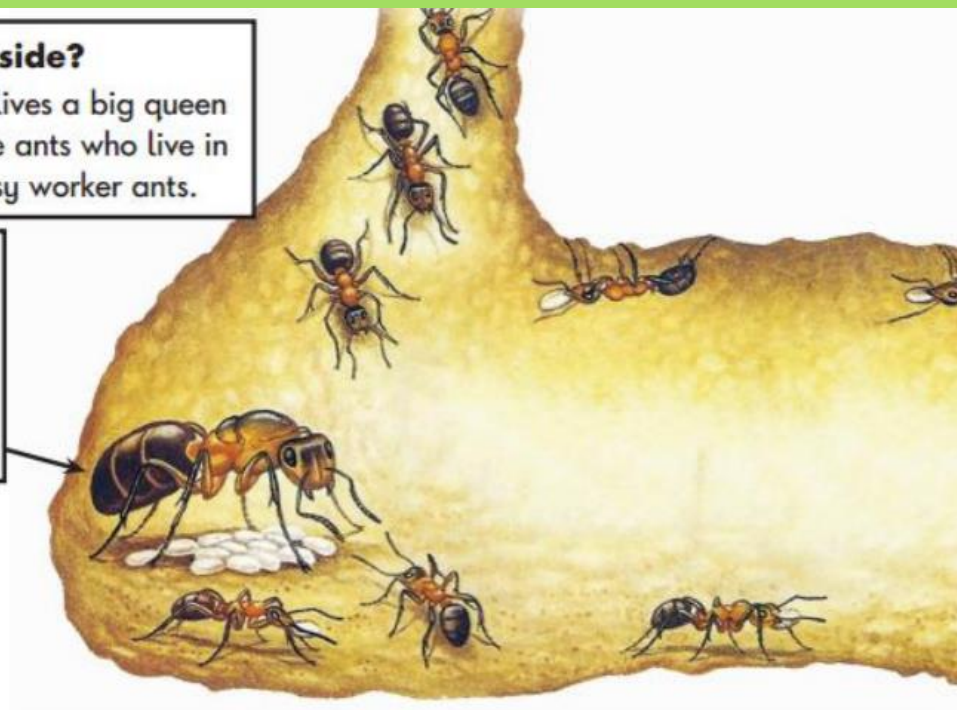
Reading – Paper 1

Who lives inside?

Inside the nest lives a big queen ant. Most of the ants who live in the nest are busy worker ants.

Queen ant

The queen ant spends all her time laying eggs.



1

Which word in the text describes what worker ants are like?

Tick **one**.

sleepy

☐

noisy

☐

busy

☐

fast

☐

next page

Reading – Paper 2



The Blackbird and his Wife

Once upon a time there lived a blackbird and his wife. They sang so sweetly that everyone passing beneath the tree would stop and listen. It was the most beautiful music; it was as though gold and silver rain were falling into your ears.

One day the king was passing and he heard the two birds singing. He said to his servants, "Catch those birds! I will keep them in a silver cage and they will sing to me." So the servants set a trap, but they only caught one of the birds: the blackbird's wife. They put her into a silver cage and hung her over the king's bed. But she was so sad that she wouldn't sing at all.

As for the blackbird, when he saw that his wife had been trapped, he was angry. He took a sharp thorn for a sword and took half a walnut shell and wore it as a helmet. With the other half, he made himself a little drum. Soon he was marching towards the palace, beating the drum: rat-tat-tat.

Reading: Sample Questions

Questions are designed to assess the comprehension and understanding of a child's reading.

There are a variety of question types:

Multiple Choice

1

When Bella was learning to fly, she...

(page 8)

Tick **one**.

was lazy.

☐

did not try hard.

☐

did not give up.

☐

found it easy.

☐

1 mark

next page

Reading: Sample Questions

Ranking/Ordering

(pages 4–5)

7

Number the sentences below from 1 to 4 to show the order they happened in the story.

The first one has been done for you.

William sent Bella to get help.

Fishermen came to rescue William.

The boat hit some rocks.

William went to sea on his boat.



1 mark

next page

Reading: Sample Questions

Find and Copy Questions

(page 4)

2 Find and copy two things that could be hidden in *Pilolo*.

1. _____

2. _____

Open-Ended Questions

(page 7)

6 At the end of the story, Bella was happy. Why?



1 mark

next page

Mathematics

Children will sit two tests: **Paper 1 and Paper 2:**

- **Paper 1: Arithmetic**
 - 20 minutes
- **Paper 2: Reasoning**
 - 40 minutes
 - All areas of maths
 - Read / scribe

Maths: Sample Questions

Maths Paper 1: Arithmetic

| | | |
|----|-------------------------------------|-----------------------|
| 15 | $3 \times 3 =$ <input type="text"/> | <input type="radio"/> |
| 16 | $12 \div 2 =$ <input type="text"/> | <input type="radio"/> |

Page 11 of 20

next page

Maths: Sample Questions

Maths Paper 1: Arithmetic

13

$$\square + 8 = 20$$

1 mark

14

$54 + 22 =$

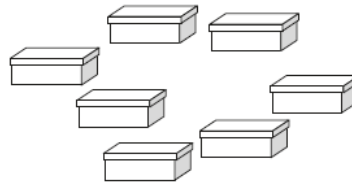
1 mark

next page

Maths: Sample Questions

Maths Paper 2: Reasoning

7



Sita puts 2 shoes in each of these boxes.

How many shoes are there altogether?

shoes

8

Complete the table.

| words | digits |
|--------------|--------|
| thirty-eight | 38 |
| | 40 |
| ninety-four | |

Page 07 of 28

next page

20

Maths: Sample Questions

Maths Paper 2: Reasoning

27 Sita has **50** raisins.

She gives **23** to Ben.

She gives **15** to Amy.



How many raisins does Sita have left?

Show
your
working

raisins

2 marks

next page

Maths: Sample Questions

Maths Paper 2: Reasoning

16



A shopkeeper has **20** fish and **5** fish bowls.

He puts the same number of fish in each bowl.

How many fish go in each bowl?

fish



1 mark

next page

How Can I Help My Child?

- Support and reassurance
- Attendance
- Talk to your child
- Newsletter
- Make sure your child has a good sleep and healthy breakfast every morning!

How to Help Your Child with Reading

- Love of reading
- Enjoy stories together
- Little and often
- Talk about the story before, during and afterwards
- Try to read a range of texts – fiction, non-fiction and poetry

How to Help Your Child with Reading

Vocabulary Questions with Victor

- Can you find a noun/adjective/verb that tells/shows you that...?
- Why do you think that the author used the word... to describe...?
- Which other word on this page means the same as...?
- Find an adjective in the text which describes...



Inference Questions with Iggy

- What do you think.... means? Why do you think that?
- Why do you think...?
- How do you think....?
- When do you think....?
- Where do you think...?
- How has the author made us think that...?



Retrieval Questions with Rex

- Who is/are the main character(s)?
- When/where is this story set? How do you know?
- Which is your favourite/worst/funniest/scariest part of the story? Why?
- Tell me three facts you have learned from the text.
- Find the part where...



Prediction Questions with Pip

- Where do you think.... will go next?
- What do you think... will say/do next?
- What do you think this book will be about? Why?
- How do you think that this will end? What makes you say that?
- Who do you think has done it?
- What might.... say about that?



How to Help Your Child with Writing

- SPAG
- Encourage opportunities for writing
- Write together
- Show your appreciation
- Write for a purpose

How to Help Your Child with Writing

Year One and Two Words

Aa Bb Cc Dd Ee Ff Gg Hh Ii Jj Kk Ll Mm Nn Oo Pp Qq Rr Ss Tt Uu Vv Ww Xx Yy Zz

Aa

a
after
again
all
any
are
ask
asked

Bb

bath
be
beautiful
because
behind
both
break
busy
by

Cc

called
child
children
Christmas
class
climb
clothes
cold
come
could

Dd

do
door

Ee

even
every
everybody
eye

Ff

fast
father
find
floor
friend
full

Gg

go
gold
grass
great

Hh

half
has
have
he
her
here
his
hold
hour
house

Ii

I
improve
into
is

Kk

kind

Ll

last
like
little
looked
love

Mm

many
me
mind
money
most
move
Mr
Mrs
my

Nn

no

Oo

of
oh
old
once
one
only
our
out

Pp

parents
pass
past
path
people
plant
poor
pretty
prove
pull
push
put

Ss

said
says
school
she
should
so
some
steak
sugar
sure

Tt

the
their
there
they
to
today
told

Ww

was
water
we
were
what
when
where
who
whole
wild
would

Yy

you
your

How to Help Your Child with Maths

- Recall of number facts
- Noticing and spotting patterns
- Play games
- Time
- Money



How to Help Your Child with Maths

| | 0 | 1 | 2 | 3 | 4 | 5 | 6 | 7 | 8 | 9 | 10 |
|----|------|------|------|------|------|------|------|------|------|------|-------|
| 0 | 0+0 | 0+1 | 0+2 | 0+3 | 0+4 | 0+5 | 0+6 | 0+7 | 0+8 | 0+9 | 0+10 |
| 1 | 1+0 | 1+1 | 1+2 | 1+3 | 1+4 | 1+5 | 1+6 | 1+7 | 1+8 | 1+9 | 1+10 |
| 2 | 2+0 | 2+1 | 2+2 | 2+3 | 2+4 | 2+5 | 2+6 | 2+7 | 2+8 | 2+9 | 2+10 |
| 3 | 3+0 | 3+1 | 3+2 | 3+3 | 3+4 | 3+5 | 3+6 | 3+7 | 3+8 | 3+9 | 3+10 |
| 4 | 4+0 | 4+1 | 4+2 | 4+3 | 4+4 | 4+5 | 4+6 | 4+7 | 4+8 | 4+9 | 4+10 |
| 5 | 5+0 | 5+1 | 5+2 | 5+3 | 5+4 | 5+5 | 5+6 | 5+7 | 5+8 | 5+9 | 5+10 |
| 6 | 6+0 | 6+1 | 6+2 | 6+3 | 6+4 | 6+5 | 6+6 | 6+7 | 6+8 | 6+9 | 6+10 |
| 7 | 7+0 | 7+1 | 7+2 | 7+3 | 7+4 | 7+5 | 7+6 | 7+7 | 7+8 | 7+9 | 7+10 |
| 8 | 8+0 | 8+1 | 8+2 | 8+3 | 8+4 | 8+5 | 8+6 | 8+7 | 8+8 | 8+9 | 8+10 |
| 9 | 9+0 | 9+1 | 9+2 | 9+3 | 9+4 | 9+5 | 9+6 | 9+7 | 9+8 | 9+9 | 9+10 |
| 10 | 10+0 | 10+1 | 10+2 | 10+3 | 10+4 | 10+5 | 10+6 | 10+7 | 10+8 | 10+9 | 10+10 |

How to Help Your Child with Maths



1 How many muffins are there?

How many cakes are there altogether?

© White Rose Maths 2020

The page contains two math problems. The first problem asks for the total number of muffins, showing a tray of 10 muffins and 3 more muffins. The second problem asks for the total number of cakes, showing two boxes labeled '10 cakes' and 5 more cakes. Both problems have a blank box for the answer.

How Can I Help My Child?

Useful Websites

<https://www.topmarks.co.uk/>

<https://www.primarytools.co.uk/ks1-year-2-sats-papers/>

<https://whiterosemaths.com/parent-resources>

<https://www.oxfordowl.co.uk/>

<https://www.phonicsplay.co.uk/>


Free educational games

Past Year 2 assessment papers

Free maths parent resources

Free E-Book library

Some free phonics resources



See newsletter!

next page

31

- Question Time

Thank you for listening!