







Y1	Autumn 1 Topic: Space	Autumn 2 Topic: Traditional Tales	Spring 1 Topic: Who Lives Here?	Spring 2 Topic: Lego	Summer 1 Topic: The Animal Kingdom	Summer 2 Topic: The Seaside
Knowledge Curriculum coverage			Learn about the work of a range of artists, craft makers and designers, describing the differences and similarities between different practices and disciplines, and making links to their own work	Develop a wide range of art and design techniques in using colour, pattern, texture, line, shape, form and space	Use a range of materials creatively to design and make products	
Y2	Autumn 1 Topic: Tales	Autumn 2 Topic: Homes	Spring 1 Topic: Bostin' Birmingham Landmarks	Spring 2 Topic: George Cadbury	Summer 1 Topic: Our Great World	Summer 2 Topic: Our Great World
Knowledge Curriculum coverage	Develop a wide range of art and design techniques in using colour, pattern, texture, line, shape, form and space		Use drawing, painting and sculpture to develop and share their ideas, experiences and imagination			Learn about the work of a range of artists, craft makers and designers, describing the differences and similarities between different practices and disciplines, and making links to their own work.

Year 1		
Knowledge 	Skills 	Vocabulary 
<ol style="list-style-type: none"> 1. Develop a wide range of art and design techniques in using colour, pattern, texture, line, shape, form and space 2. Use a range of materials creatively to design and make products 3. Learn about the work of a range of artists, craft makers and designers, describing the differences and similarities between different practices and disciplines, and making links to their own work 4. Develop a wide range of art and design techniques in using colour, pattern, texture, line, shape, form and space 5. Use a range of materials creatively to design and make product 6. Use drawing, painting and sculpture to develop and share their ideas, experiences and imagination 	<ul style="list-style-type: none"> • Use a variety of tools, including pencils, rubbers, crayons, pastels, felt tips, charcoal, ballpoints and other dry media. • Begin to explore the use of line, shape and colour. • Use a variety of tools and techniques including the use of different brush sizes and types. • Mix secondary colours using different types of paint. • Experiment with, construct and join recycled, natural and manmade materials. • Explore the differences and similarities within the work of artists, craftspeople and designers in different times and cultures and making links to their work. • Ask and answer questions about the starting points for their work, and develop their ideas. • Record and explore ideas from first hand observation, experience and imagination. • Create images from imagination, experience or observation. • Explore shape and form. • Experiment with tools and techniques, e.g. layering, mixing media 	<p>Consolidate and use Reception vocabulary</p> <ul style="list-style-type: none"> • Art • Artist • Design • Designer • Collage • Colour • Pattern • Texture • Line • Shape • Form • Space • Pastel • Chalk • Thin • Thick • Light • Dark • Natural • Man-made • 2d • 3d • Properties • Straight • Curved • Sketch

Year 2		
Knowledge 	Skills 	Vocabulary 
<ol style="list-style-type: none"> 1. Develop a wide range of art and design techniques in using colour, pattern, texture, line, shape, form and space 2. to use a range of materials creatively to design and make products 3. Use drawing, painting and sculpture to develop and share their ideas, experiences and imagination 4. Use drawing, painting and sculpture to develop and share their ideas, experiences and imagination 5. Learn about the work of a range of artists, craft makers and designers, describing the differences and similarities between different practices and disciplines, and making links to their own work. 6. Learn about the work of a range of artists, craft makers and designers, describing the differences and similarities between different practices and disciplines, and making links to their own work. 	<ul style="list-style-type: none"> • Ask and answer questions about the starting points for their work and the processes they have used. • Develop their ideas. • Explore the similarities and differences within the work of artists, craftspeople and designers in different times and cultures making links to own work. • Review what they and others have done and say what they think and feel about it. • Identify what they might change in their current work or develop in their future work. • Draw for a sustained period of time from the figure and real objects. • Experiment with the visual elements: line, shape, pattern and colour. • Manipulate clay for a variety of purposes. • Experiment with tools and techniques • Understand the safety and basic care of tools and materials. • Manipulate clay in a variety of ways, e.g. rolling, kneading and shaping. • Explore sculpture with a range of malleable media, especially clay. 	<p>Consolidate and use Reception and Year One vocabulary</p> <ul style="list-style-type: none"> • Technique • 2-Dimensional • 3-Dimensional • Primary colour • Secondary colour • Record • Evaluate • Comparisons • Culture • Traditions • Portrait • Landscape • Sketch • Monochrome • Shade • Tone • Warm • Cool • Clay • Sculpture • Rolling • Kneading • scraping